



**FOR DOR USE ONLY**

Cty: \_\_\_\_\_  
 TA: \_\_\_\_\_  
 Levy: \_\_\_\_\_

**CERTIFICATION OF TAXABLE VALUE**

DR-420  
 R. 06/08

Rule 12DER08-18  
 Florida Administrative Code  
 Effective 06/08

Year	2008	County	Broward
Principal Authority	SFWMD - District	Taxing Authority	SFWMD - District

**SECTION I: COMPLETED BY PROPERTY APPRAISER**

1.	Current year taxable value of real property for operating purposes	\$	161,074,565,785	(1)
2.	Current year taxable value of personal property for operating purposes	\$	7,093,671,187	(2)
3.	Current year taxable value of centrally assessed property for operating purposes	\$	40,191,128	(3)
4.	Current year gross taxable value for operating purposes (Line 1 plus Line 2 plus Line 3)	\$	168,208,428,100	(4)
5.	Current year net new taxable value (Add new construction, additions, rehabilitative improvements increasing assessed value by at least 100%, annexations, and tangible personal property value in excess of 115% of the previous year's value. Subtract deletions.)	\$	3,199,308,962	(5)
6.	Current year adjusted taxable value (Line 4 minus Line 5)	\$	165,009,119,138	(6)
7.	Prior year FINAL gross taxable value (From prior year applicable Form DR-403 series)	\$	176,649,007,723	(7)
8.	Enter number of tax increment value worksheets (DR-420TIF) attached (If none, enter 0)		0	(8)
9.	Does the taxing authority levy a voted debt service millage or a millage voted for 2 years or less under s. 9(b), Article VII, State Constitution? (If yes, complete and attach form DR-420 VMA, Voted Millage Addendum.)	Yes <input type="checkbox"/> No <input checked="" type="checkbox"/>		(9)
10.	For information only: Current year gross taxable value for operating purposes without the impact of Amendment 1.	\$	178,543,192,733	(10)

<b>SIGN HERE</b>	<b>Property Appraiser Certification</b>	
	I certify the taxable values shown above are correct to the best of my knowledge.	
	Signature of Property Appraiser <i>[Signature]</i>	Date July 1, 2008

**SECTION II: COMPLETED BY TAXING AUTHORITY**

If this portion of the form is not completed in FULL, your authority will be denied TRIM certification and possibly lose its millage levy privilege for the tax year. If any line is inapplicable, enter NA or -0-.

11.	Prior year operating millage levy	District-wide	0.2549	per \$1,000	(11)
12.	Prior year ad valorem proceeds (Line 7 multiplied by Line 11)		45,027,832		(12)
13.	Amount, if any, paid or applied in prior year as a consequence of an obligation measured by a dedicated increment value (Sum of either Line 6c or Line 7a for all DR-420TIF forms)		0		(13)
14.	Adjusted prior year ad valorem proceeds (Line 12 minus Line 13)		45,027,832		(14)
15.	Dedicated increment value, if any (Sum of either Line 6b or Line 7e for all DR-420TIF forms)		0		(15)
16.	Adjusted current year taxable value (Line 6 minus Line 15)		165,009,119,138		(16)
17.	Current year rolled-back rate (Line 14 divided by Line 16, multiplied by 1,000)		0.2724	per \$1,000	(17)


**SECTION II: COMPLETED BY TAXING AUTHORITY - CONTINUED FROM PAGE 1**

18. Current year proposed operating millage rate	District-wide	\$	<b>0.2549</b> per \$1,000 (18)
19. Total taxes to be levied at proposed millage rate (Line 18 multiplied by Line 4, divided by 1,000)		\$	<b>42,876,328</b> (19)
20. Check TYPE of principal authority (check one)	<input type="checkbox"/> County <input type="checkbox"/> Municipality	<input type="checkbox"/> Independent Special District <input checked="" type="checkbox"/> Water Management District	(20)
21. Check applicable taxing authority (check one)	<input checked="" type="checkbox"/> Principal Authority <input type="checkbox"/> MSTU	<input type="checkbox"/> Dependent Special District <input type="checkbox"/> Water Management District Basin	(21)
22. Is millage levied in more than one county? (check one)	<input checked="" type="checkbox"/> Yes	<input type="checkbox"/> No	(22)

**DEPENDENT SPECIAL DISTRICTS AND MSTUs: STOP HERE - SIGN AND SUBMIT**

23. Enter the total adjusted prior year ad valorem proceeds of the principal authority, all dependent special districts, and MSTUs levying a millage. (The sum of Line 14 from all DR-420 forms)	District-wide	\$	<b>236,577,760</b> (23)
24. Current year aggregate rolled-back rate (Line 23 divided by Line 16, multiplied by 1,000)	District-wide	\$	<b>0.2724</b> per \$1,000 (24)
25. Current year aggregate rolled-back taxes (Line 4 multiplied by Line 24, divided by 1,000)	District-wide	\$	<b>243,727,813</b> (25)
26. Enter total of all operating ad valorem taxes proposed to be levied by the principal taxing authority, all dependent districts, and MSTUs, if any. (Total of Line 19 from all DR-420 forms)	District-wide	\$	<b>228,069,822</b> (26)
27. Current year proposed aggregate millage rate (Line 26 divided by Line 4, multiplied by 1,000)	District-wide	\$	<b>0.2549</b> per \$1,000 (27)
28. Current year proposed rate as a percent change of rolled-back rate (Line 27 divided by Line 24, minus 1, multiplied by 100)			<b>-6.42 %</b> (28)

First public budget hearing	Date Wednesday, September 10, 2008	Time 5:15 p.m.	Place South Florida Water Management District Auditorium, B-1 Building 3301 Gun Club Road West Palm Beach, FL 33406
-----------------------------	--	-------------------	--

<b>SIGN HERE</b>	<b>Taxing Authority Certification</b>		
	I certify the millages and rates are correct to the best of my knowledge. The millages comply with the provisions of Section 200.185 and 200.071 or 200.081, F.S.		
	Signature of Chief Administrative Officer 		Date 7/30/08
	Title Director, Finance and Administration		Physical Address 3301 Gun Club Road, West Palm Beach, Florida 33406
	Mailing Address P.O. Box 24680		Name of Contact Person Michelle Quigley
	City, State, Zip West Palm Beach, Florida, 33416		Phone # (561) 686-8800

SEE INSTRUCTIONS ON PAGE 3



**FOR DOR USE ONLY**

Cty: \_\_\_\_\_  
 TA: \_\_\_\_\_  
 Levy: \_\_\_\_\_

**CERTIFICATION OF TAXABLE VALUE**

DR-420  
 R. 06/08

Rule 12DER08-18  
 Florida Administrative Code  
 Effective 06/08

Year	2008	County	Broward
Principal Authority	SFWMD - Basin	Taxing Authority	SFWMD - Basin

**SECTION I: COMPLETED BY PROPERTY APPRAISER**

1.	Current year taxable value of real property for operating purposes	\$	161,074,565,785	(1)
2.	Current year taxable value of personal property for operating purposes	\$	7,093,671,187	(2)
3.	Current year taxable value of centrally assessed property for operating purposes	\$	40,191,128	(3)
4.	Current year gross taxable value for operating purposes (Line 1 plus Line 2 plus Line 3)	\$	168,208,428,100	(4)
5.	Current year net new taxable value (Add new construction, additions, rehabilitative improvements increasing assessed value by at least 100%, annexations, and tangible personal property value in excess of 115% of the previous year's value. Subtract deletions.)	\$	3,199,308,962	(5)
6.	Current year adjusted taxable value (Line 4 minus Line 5)	\$	165,009,119,138	(6)
7.	Prior year FINAL gross taxable value (From prior year applicable Form DR-403 series)	\$	176,649,007,723	(7)
8.	Enter number of tax increment value worksheets (DR-420TIF) attached (If none, enter 0)		0	(8)
9.	Does the taxing authority levy a voted debt service millage or a millage voted for 2 years or less under s. 9(b), Article VII, State Constitution? (If yes, complete and attach form DR-420 VMA, Voted Millage Addendum.)	Yes <input type="checkbox"/>	No <input checked="" type="checkbox"/>	(9)
10.	For information only: Current year gross taxable value for operating purposes without the impact of Amendment 1.	\$	178,543,192,733	(10)

<b>SIGN HERE</b>	<b>Property Appraiser Certification</b>	
	I certify the taxable values shown above are correct to the best of my knowledge.	
	Signature of Property Appraiser <i>J. Ori Parrish</i>	Date July 1, 2008

**SECTION II: COMPLETED BY TAXING AUTHORITY**

If this portion of the form is not completed in FULL, your authority will be denied TRIM certification and possibly lose its millage levy privilege for the tax year. If any line is inapplicable, enter NA or -0-

11.	Prior year operating millage levy	Basin-wide	0.2797	per \$1,000	(11)
12.	Prior year ad valorem proceeds (Line 7 multiplied by Line 11)		49,408,727		(12)
13.	Amount, if any, paid or applied in prior year as a consequence of an obligation measured by a dedicated increment value (Sum of either Line 6c or Line 7a for all DR-420TIF forms)		0		(13)
14.	Adjusted prior year ad valorem proceeds (Line 12 minus Line 13)		49,408,727		(14)
15.	Dedicated increment value, if any (Sum of either Line 6b or Line 7e for all DR-420TIF forms)		0		(15)
16.	Adjusted current year taxable value (Line 6 minus Line 15)		165,009,119,138		(16)
17.	Current year rolled-back rate (Line 14 divided by Line 16, multiplied by 1,000)	Basin-wide	0.2987	per \$1,000	(17)


**SECTION II: COMPLETED BY TAXING AUTHORITY - CONTINUED FROM PAGE 1**

18. Current year proposed operating millage rate	Basin-wide	\$	<b>0.2797</b>	per \$1,000 (18)
19. Total taxes to be levied at proposed millage rate (Line 18 multiplied by Line 4, divided by 1,000)		\$	<b>47,047,897</b>	(19)
20. Check TYPE of principal authority (check one)	<input type="checkbox"/> County	<input type="checkbox"/> Independent Special District		(20)
	<input type="checkbox"/> Municipality	<input checked="" type="checkbox"/> Water Management District		
21. Check applicable taxing authority (check one)	<input type="checkbox"/> Principal Authority	<input type="checkbox"/> Dependent Special District		(21)
	<input type="checkbox"/> MSTU	<input checked="" type="checkbox"/> Water Management District Basin	Okeechobee	
22. Is millage levied in more than one county? (check one)	<input checked="" type="checkbox"/> Yes	<input type="checkbox"/> No		(22)

**DEPENDENT SPECIAL DISTRICTS AND MSTUs: STOP HERE - SIGN AND SUBMIT**

23. Enter the total adjusted prior year ad valorem proceeds of the principal authority, all dependent special districts, and MSTUs levying a millage. (The sum of Line 14 from all DR-420 forms)	Basin-wide	\$	<b>236,490,207</b>	(23)
24. Current year aggregate rolled-back rate (Line 23 divided by Line 16, multiplied by 1,000)	Basin-wide	\$	<b>0.2987</b>	per \$1,000 (24)
25. Current year aggregate rolled-back taxes (Line 4 multiplied by Line 24, divided by 1,000)	Basin-wide	\$	<b>243,592,337</b>	(25)
26. Enter total of all operating ad valorem taxes proposed to be levied by the principal taxing authority, all dependent districts, and MSTUs, if any. (Total of Line 19 from all DR-420 forms)	Basin-wide	\$	<b>228,097,679</b>	(26)
27. Current year proposed aggregate millage rate (Line 26 divided by Line 4, multiplied by 1,000)	Basin-wide	\$	<b>0.2797</b>	per \$1,000 (27)
28. Current year proposed rate as a percent change of rolled-back rate (Line 27 divided by Line 24, minus 1, multiplied by 100)			<b>-6.36 %</b>	(28)

First public budget hearing	Date Wednesday, September 10, 2008	Time 5:15 p.m.	Place South Florida Water Management District Auditorium, B-1 Building 3301 Gun Club Road West Palm Beach, FL 33406
-----------------------------	--	-------------------	--

<b>SIGN HERE</b>	<b>Taxing Authority Certification</b>		
	I certify the millages and rates are correct to the best of my knowledge. The millages comply with the provisions of Section 200.185 and 200.071 or 200.081, F.S.		
	Signature of Chief Administrative Officer 		Date 7/30/08
	Title Director, Finance and Administration	Physical Address 3301 Gun Club Road, West Palm Beach, Florida 33406	
	Mailing Address P.O. Box 24680	Name of Contact Person Michelle Quigley	
City, State, Zip West Palm Beach, Florida, 33416	Phone # (561) 686-8800	Fax # (561) 682-5295	

SEE INSTRUCTIONS ON PAGE 3



**FOR DOR USE ONLY**

Cty: \_\_\_\_\_  
 TA: \_\_\_\_\_  
 Levy: \_\_\_\_\_

**CERTIFICATION OF TAXABLE VALUE**

DR-420  
 R. 06/08

Rule 12DER08-18  
 Florida Administrative Code  
 Effective 06/08

Year	2008	County	Broward
Principal Authority	SFWMD - Everglades Const.	Taxing Authority	SFWMD - Everglades Const.

**SECTION I: COMPLETED BY PROPERTY APPRAISER**

1.	Current year taxable value of real property for operating purposes	\$	161,074,565,785	(1)
2.	Current year taxable value of personal property for operating purposes	\$	7,093,671,187	(2)
3.	Current year taxable value of centrally assessed property for operating purposes	\$	40,191,128	(3)
4.	Current year gross taxable value for operating purposes (Line 1 plus Line 2 plus Line 3)	\$	168,208,428,100	(4)
5.	Current year net new taxable value (Add new construction, additions, rehabilitative improvements increasing assessed value by at least 100%, annexations, and tangible personal property value in excess of 115% of the previous year's value. Subtract deletions.)	\$	3,199,308,962	(5)
6.	Current year adjusted taxable value (Line 4 minus Line 5)	\$	165,009,119,138	(6)
7.	Prior year FINAL gross taxable value (From prior year applicable Form DR-403 series)	\$	176,649,007,723	(7)
8.	Enter number of tax increment value worksheets (DR-420TIF) attached (If none, enter 0)		0	(8)
9.	Does the taxing authority levy a voted debt service millage or a millage voted for 2 years or less under s. 9(b), Article VII, State Constitution? (If yes, complete and attach form DR-420 VMA, Voted Millage Addendum.)	Yes <input type="checkbox"/>	No <input checked="" type="checkbox"/>	(9)
10.	For information only: Current year gross taxable value for operating purposes without the impact of Amendment 1.	\$	178,543,192,733	(10)

**Property Appraiser Certification**

I certify the taxable values shown above are correct to the best of my knowledge.

Signature of Property Appraiser: *Jeri Parrish* Date: July 1, 2008

**SECTION II: COMPLETED BY TAXING AUTHORITY**

If this portion of the form is not completed in FULL, your authority will be denied TRIM certification and possibly lose its millage levy privilege for the tax year. If any line is inapplicable, enter NA or -0-

11.	Prior year operating millage levy	Everglades Construction Basin-wide	0.0894	per \$1,000	(11)
12.	Prior year ad valorem proceeds (Line 7 multiplied by Line 11)		15,792,421		(12)
13.	Amount, if any, paid or applied in prior year as a consequence of an obligation measured by a dedicated increment value (Sum of either Line 6c or Line 7a for all DR-420TIF forms)		0		(13)
14.	Adjusted prior year ad valorem proceeds (Line 12 minus Line 13)		15,792,421		(14)
15.	Dedicated increment value, if any (Sum of either Line 6b or Line 7e for all DR-420TIF forms)		0		(15)
16.	Adjusted current year taxable value (Line 6 minus Line 15)		165,009,119,138		(16)
17.	Current year rolled-back rate (Line 14 divided by Line 16, multiplied by 1,000)	Basin-wide	0.0955	per \$1,000	(17)


**SECTION II: COMPLETED BY TAXING AUTHORITY - CONTINUED FROM PAGE 1**

18. Current year proposed operating millage rate	Everglades Construction Basin-wide	\$	<b>0.0894</b> per \$1,000 (18)
19. Total taxes to be levied at proposed millage rate (Line 18 multiplied by Line 4, divided by 1,000)		\$	<b>15,037,833</b> (19)
20. Check TYPE of principal authority (check one)	<input type="checkbox"/> County <input type="checkbox"/> Municipality	<input type="checkbox"/> Independent Special District <input checked="" type="checkbox"/> Water Management District	(20)
21. Check applicable taxing authority (check one) Everglades Construction in Okeechobee Basin	<input type="checkbox"/> Principal Authority <input type="checkbox"/> MSTU	<input type="checkbox"/> Dependent Special District <input checked="" type="checkbox"/> Water Management District Basin	(21)
22. Is millage levied in more than one county? (check one)		<input checked="" type="checkbox"/> Yes <input type="checkbox"/> No	(22)

**DEPENDENT SPECIAL DISTRICTS AND MSTUs: STOP HERE - SIGN AND SUBMIT**

23. Enter the total adjusted prior year ad valorem proceeds of the principal authority, all dependent special districts, and MSTUs levying a millage. (The sum of Line 14 from all DR-420 forms)	Everglades Construction Basin-wide	\$	<b>75,588,933</b> (23)
24. Current year aggregate rolled-back rate (Line 23 divided by Line 16, multiplied by 1,000)	Everglades Construction Basin-wide	\$	<b>0.0955</b> per \$1,000 (24)
25. Current year aggregate rolled-back taxes (Line 4 multiplied by Line 24, divided by 1,000)	Everglades Construction Basin-wide	\$	<b>77,881,045</b> (25)
26. Enter total of all operating ad valorem taxes proposed to be levied by the principal taxing authority, all dependent districts, and MSTUs, if any. (Total of Line 19 from all DR-420 forms)	Everglades Construction Basin-wide	\$	<b>72,906,444</b> (26)
27. Current year proposed aggregate millage rate (Line 26 divided by Line 4, multiplied by 1,000)	Everglades Construction Basin-wide	\$	<b>0.0894</b> per \$1,000 (27)
28. Current year proposed rate as a percent change of rolled-back rate (Line 27 divided by Line 24, minus 1, multiplied by 100)			<b>-6.39 %</b> (28)

First public budget hearing	Date Wednesday, September 10, 2008	Time 5:15 p.m.	Place South Florida Water Management District Auditorium, B-1 Building 3301 Gun Club Road West Palm Beach, FL 33406
-----------------------------	--	-------------------	--

<b>SIGN HERE</b>	<b>Taxing Authority Certification</b>		
	I certify the millages and rates are correct to the best of my knowledge. The millages comply with the provisions of Section 200.185 and 200.071 or 200.081, F.S.		
	Signature of Chief Administrative Officer 		Date 7/30/08
	Title Director, Finance and Administration		Physical Address 3301 Gun Club Road, West Palm Beach, Florida 33406
	Mailing Address P.O. Box 24680		Name of Contact Person Michelle Quigley
City, State, Zip West Palm Beach, Florida, 33416		Phone # (561) 686-8800	Fax # (561) 682-5295

SEE INSTRUCTIONS ON PAGE 3



# MAXIMUM MILLAGE LEVY CALCULATION

DR-420MM-P  
N. 08/08

## PRELIMINARY DISCLOSURE

Rule 12DER08-18  
Florida Administrative Code  
Effective 08/08

**For municipal governments, counties, and special districts**

Year <p style="text-align: center;"><b>2008</b></p>	County <p style="text-align: center;"><b>Broward</b></p>
Principal Authority <p style="text-align: center;"><b>South Florida Water Management District</b></p>	Taxing Authority <p style="text-align: center;"><b>South Florida Water Management District - District-wide</b></p>

1.	Is your taxing authority a municipality or independent special district that has levied ad valorem taxes for less than 5 years?	Yes <input type="checkbox"/> No <input checked="" type="checkbox"/>	(1)
If Yes, <b>STOP HERE. Sign on page 2 and submit. You are not subject to a millage limit in FY2008-09.</b>			
2.	Current year gross taxable value from Form DR-420, Line 4	\$ <b>168,208,428,100</b>	(2)
3.	Current year rolled-back rate from Form DR-420, Line 17 <p style="text-align: right;">District-wide</p>	\$ <b>0.2724</b> per \$1,000	(3)
<b>Does prior year millage exceed majority-vote rate?</b>			
4.	Is your taxing authority a municipality or independent special district that had levied ad valorem taxes for less than 5 years in 2007 and was not subject to a millage limit in FY2007-2008?	Yes <input type="checkbox"/> No <input checked="" type="checkbox"/>  If yes, go to line 16. If no, continue to line 5.	(4)
5.	In 2007, was your taxing authority part of a group of a principal authority and its dependent special districts and MSTUs which levied taxes within the majority vote rate, but had at least one member adopt a higher rate?	Yes <input type="checkbox"/> No <input checked="" type="checkbox"/>  If yes, go to line 16. If no, continue to line 6.	(5)
6.	Prior year operating millage levy from Form DR-420, Line 11	\$ <b>0.2549</b> per \$1,000	(6)
7.	Prior year rolled-back rate from 2007 Form DR-420, Line 15	\$ <b>0.2628</b> per \$1,000	(7)
8.	Prior year percentage of rolled-back rate allowed to be levied by a majority vote from 2007 Form DR-420 C, Line 5; Form DR-420 M, Line 6; or Form DR-420 I, Line 6	<b>97</b> %	(8)
9.	Prior year maximum millage with a majority vote (Line 7 multiplied by the percentage in Line 8) (Example: 5.3927 x 95% = 5.1231)	\$ <b>0.2549</b> per \$1,000	(9)


**IF LINE 9 IS EQUAL TO OR GREATER THAN LINE 6, GO TO LINE 16. IF NOT, CONTINUE TO LINE 10.**

<b>Recalculate rolled-back rate based on prior year majority-vote millage rate</b>			
10.	Prior year final gross taxable value from Form DR-420, Line 7	\$	(10)
11.	Prior year ad valorem proceeds with majority vote (multiply Line 9 by Line 10 and divide by 1,000)	\$	(11)
12.	Amount, if any, paid or applied in prior year because of an obligation measured by a dedicated increment value from Form DR-420, Line 13	\$	(12)
13.	Adjusted prior year ad valorem proceeds with majority vote (Line 11 minus Line 12)	\$	(13)
14.	Adjusted current year taxable value from Form DR-420, Line 16	\$	(14)
15.	Adjusted current year rolled-back rate (Line 13 divided by Line 14, multiplied by 1,000)	\$	(15)

<b>Calculate maximum millage levy for 2008</b>			
16.	Rolled-back rate to be used for maximum millage levy calculation (Enter Line 15 if calculated, or Line 3 if Line 15 is not calculated)	\$ <b>0.2724</b> per \$1,000	(16)
17.	Adjustment for growth in per capita Florida personal income	<b>1.0415</b>	(17)
18.	Rolled-back rate adjusted for change in per capita Florida personal income (Line 16 multiplied by Line 17)	\$ <b>0.2837</b> per \$1,000	(18)
19.	Estimated current year gross taxable value for operating purposes without the impact of Amendment 1 from Form DR-420, Line 10 <p style="text-align: right;">District-wide</p>	\$ <b>938,258,239,418</b>	(19)
20.	Current year adjustments to taxable value from Form DR-420 (Line 5, DR-420 plus Line 15, Form DR-420) <p style="text-align: right;">District-wide</p>	\$ <b>26,187,149,086</b>	(20)

21.	Estimated current year adjusted taxable value without Amendment 1 impacts (Line 19 minus Line 20).	\$	912,071,090,332	(21)
22.	Adjusted current year taxable value from Form DR-420, Line 16 District-wide	\$	868,555,190,970	(22)
23.	Percentage adjustment to majority vote rolled-back rate for impact of Amendment 1 (Line 22 divided by Line 21, multiplied by 100)		95.23 %	(23)
24.	Majority vote maximum millage rate allowed (Line 18 multiplied by the percentage on Line 23. Example: 4.6718 x 93.12% = 4.3504)	\$	0.2702 per \$1,000	(24)
25.	Two-thirds vote maximum millage rate allowed (multiply Line 18 by 1.10)	\$	0.3121 per \$1,000	(25)
26.	Current year proposed millage rate: must equal rate entered on Form DR-420, Line 18	\$	0.2549 per \$1,000	(26)
27.	Current year proposed taxes (multiply Line 26 by Line 2, divided by 1,000)	\$	42,876,328	(27)
28. Minimum vote required to levy proposed millage: (Check one)				(28)
<input checked="" type="checkbox"/> a. Majority vote of the governing body: Enter millage rate from Line 24 on Line 29. <input type="checkbox"/> b. Two-thirds vote of governing body: Enter millage rate from Line 26 on Line 29. <input type="checkbox"/> c. Unanimous vote of the governing body or 3/4 vote if nine members or more: Enter millage rate from Line 26 on Line 29. <input type="checkbox"/> d. Referendum: Enter millage rate from Line 26 on Line 29.				
29.	The selection on Line 28 allows a maximum millage rate of: (Enter rate indicated by choice on Line 28)	\$	0.2702 per \$1,000	(29)
30.	Total taxes levied at the maximum millage rate: (Line 29 multiplied by Line 2, divided by 1,000)	\$	45,449,917	(30)
<b>DEPENDENT SPECIAL DISTRICTS AND MSTUs: STOP HERE - SIGN AND SUBMIT</b>				
<b>Total Current Year Taxes Levied</b>				
31.	Enter the current year proposed taxes of all dependent special districts & MSTUs levying a millage (The sum of all Lines 27 from each district's Form DR-420 MM-P)	\$	0	(31)
32.	Total current year proposed taxes (Line 27 plus Line 31)	\$	42,876,328	(32)
<b>Total Maximum Taxes</b>				
33.	Enter the taxes at the maximum millage of all dependent special districts & MSTUs levying a millage (The sum of all Lines 30 from each district's Form DR-420 MM-P)	\$	0	(33)
34.	Total taxes at maximum millage (Line 30 plus line 33)	\$	45,449,917	(34)
<b>Total Maximum Versus Total Taxes Levied</b>				
35.	Are total current year proposed taxes on Line 32 equal to or less than total taxes at proposed maximum millage on Line 34? (Check one)	Yes <input checked="" type="checkbox"/> No <input type="checkbox"/>		(35)

**Complete and submit this Form DR-420MM-P, Maximum Millage Levy Calculation - Preliminary Disclosure, to your county property appraiser with Form DR-420, Certification of Compliance.**

<b>SIGN HERE</b>	<b>Taxing Authority Certification</b>			
	I certify the millages and rates are correct to the best of my knowledge. The millages comply with the provisions of Section 200.185 and 200.071 or 200.081, F.S.			
	Signature of Chief Administrative Officer 			Date 7/30/08
	Title <b>Director, Finance and Administration</b>		Physical Address <b>3301 Gun Club Road, West Palm Beach, FL 33406</b>	
	Mailing Address <b>P.O. Box 24680</b>		Name of Contact Person <b>Michelle Quigley</b>	
	City, State, Zip <b>West Palm Beach, FL, 33416</b>		Phone # <b>(561) 686-8800</b>	Fax # <b>(561) 682-5295</b>



**MAXIMUM MILLAGE LEVY CALCULATION**

DR-420MM-P

N. 06/08

**PRELIMINARY DISCLOSURE**

Rule 12DER08-18

Florida Administrative Code

Effective 06/08

**For municipal governments, counties, and special districts**

Year <b>2008</b>	County <b>Broward</b>
Principal Authority <b>South Florida Water Management District</b>	Taxing Authority <b>South Florida Water Management District - Okeechobee Basin</b>

1.	Is your taxing authority a municipality or independent special district that has levied ad valorem taxes for less than 5 years?	Yes <input type="checkbox"/> No <input checked="" type="checkbox"/>	(1)
If Yes, <b>STOP HERE. Sign on page 2 and submit. You are not subject to a millage limit in FY2008-09.</b>			
2.	Current year gross taxable value from Form DR-420, Line 4	\$ <b>168,208,428,100</b>	(2)
3.	Current year rolled-back rate from Form DR-420, Line 17 Basin-wide (Okee)	\$ <b>0.2987</b> per \$1,000	(3)
<b>Does prior year millage exceed majority-vote rate?</b>			
4.	Is your taxing authority a municipality or independent special district that had levied ad valorem taxes for less than 5 years in 2007 and was not subject to a millage limit in FY2007-2008?	Yes <input type="checkbox"/> No <input checked="" type="checkbox"/> If yes, go to line 16. If no, continue to line 5.	(4)
5.	In 2007, was your taxing authority part of a group of a principal authority and its dependent special districts and MSTUs which levied taxes within the majority vote rate, but had at least one member adopt a higher rate?	Yes <input type="checkbox"/> No <input checked="" type="checkbox"/> If yes, go to line 16. If no, continue to line 6.	(5)
6.	Prior year operating millage levy from Form DR-420, Line 11	\$ <b>0.2797</b> per \$1,000	(6)
7.	Prior year rolled-back rate from 2007 Form DR-420, Line 15	\$ <b>0.2884</b> per \$1,000	(7)
8.	Prior year percentage of rolled-back rate allowed to be levied by a majority vote from 2007 Form DR-420 C, Line 5; Form DR-420 M, Line 6; or Form DR-420 I, Line 6	<b>97</b> %	(8)
9.	Prior year maximum millage with a majority vote (Line 7 multiplied by the percentage in Line 8) (Example: 5.3927 x 95% = 5.1231)	\$ <b>0.2797</b> per \$1,000	(9)


**IF LINE 9 IS EQUAL TO OR GREATER THAN LINE 6, GO TO LINE 16. IF NOT, CONTINUE TO LINE 10.**

<b>Recalculate rolled-back rate based on prior year majority-vote millage rate</b>			
10.	Prior year final gross taxable value from Form DR-420, Line 7	\$	(10)
11.	Prior year ad valorem proceeds with majority vote (multiply Line 9 by Line 10 and divide by 1,000)	\$	(11)
12.	Amount, if any, paid or applied in prior year because of an obligation measured by a dedicated increment value from Form DR-420, Line 13	\$	(12)
13.	Adjusted prior year ad valorem proceeds with majority vote (Line 11 minus Line 12)	\$	(13)
14.	Adjusted current year taxable value from Form DR-420, Line 16	\$	(14)
15.	Adjusted current year rolled-back rate (Line 13 divided by Line 14, multiplied by 1,000)	\$	per \$1,000 (15)

<b>Calculate maximum millage levy for 2008</b>			
16.	Rolled-back rate to be used for maximum millage levy calculation (Enter Line 15 if calculated, or Line 3 if Line 15 is not calculated)	\$ <b>0.2987</b> per \$1,000	(16)
17.	Adjustment for growth in per capita Florida personal income	<b>1.0415</b>	(17)
18.	Rolled-back rate adjusted for change in per capita Florida personal income (Line 16 multiplied by Line 17)	\$ <b>0.3111</b> per \$1,000	(18)
19.	Estimated current year gross taxable value for operating purposes without the impact of Amendment 1 from Form DR-420, Line 10 Basin-wide (Okeechobee)	\$ <b>856,810,048,390</b>	(19)
20.	Current year adjustments to taxable value from Form DR-420 (Line 5, DR-420 plus Line 15, Form DR-420) Basin-wide (Okeechobee)	\$ <b>23,762,997,491</b>	(20)

21.	Estimated current year adjusted taxable value without Amendment 1 impacts (Line 19 minus Line 20).	\$	833,047,050,899	(21)
22.	Adjusted current year taxable value from Form DR-420, Line 16 Basin-wide (Okeechobee)	\$	791,745,329,908	(22)
23.	Percentage adjustment to majority vote rolled-back rate for impact of Amendment 1 (Line 22 divided by Line 21, multiplied by 100)		95.04 %	(23)
24.	Majority vote maximum millage rate allowed (Line 18 multiplied by the percentage on Line 23. Example: 4.6718 x 93.12% = 4.3504)	\$	0.2957 per \$1,000	(24)
25.	Two-thirds vote maximum millage rate allowed (multiply Line 18 by 1.10)	\$	0.3422 per \$1,000	(25)
26.	Current year proposed millage rate: must equal rate entered on Form DR-420, Line 18	\$	0.2797 per \$1,000	(26)
27.	Current year proposed taxes (multiply Line 26 by Line 2, divided by 1,000)	\$	47,047,897	(27)
28. Minimum vote required to levy proposed millage: (Check one)				(28)
<input checked="" type="checkbox"/> a. Majority vote of the governing body: Enter millage rate from Line 24 on Line 29. <input type="checkbox"/> b. Two-thirds vote of governing body: Enter millage rate from Line 26 on Line 29. <input type="checkbox"/> c. Unanimous vote of the governing body or 3/4 vote if nine members or more: Enter millage rate from Line 26 on Line 29. <input type="checkbox"/> d. Referendum: Enter millage rate from Line 26 on Line 29.				
29.	The selection on Line 28 allows a maximum millage rate of: (Enter rate indicated by choice on Line 28)	\$	0.2957 per \$1,000	(29)
30.	Total taxes levied at the maximum millage rate: (Line 29 multiplied by Line 2, divided by 1,000)	\$	49,739,232	(30)
<b>DEPENDENT SPECIAL DISTRICTS AND MSTUs: STOP HERE - SIGN AND SUBMIT</b>				
<b>Total Current Year Taxes Levied</b>				
31.	Enter the current year proposed taxes of all dependent special districts & MSTUs levying a millage (The sum of all Lines 27 from each district's Form DR-420 MM-P)	\$	0	(31)
32.	Total current year proposed taxes (Line 27 plus Line 31)	\$	47,047,897	(32)
<b>Total Maximum Taxes</b>				
33.	Enter the taxes at the maximum millage of all dependent special districts & MSTUs levying a millage (The sum of all Lines 30 from each district's Form DR-420 MM-P)	\$	0	(33)
34.	Total taxes at maximum millage (Line 30 plus line 33)	\$	49,739,232	(34)
<b>Total Maximum Versus Total Taxes Levied</b>				
35.	Are total current year proposed taxes on Line 32 equal to or less than total taxes at proposed maximum millage on Line 34? (Check one)	Yes <input checked="" type="checkbox"/> No <input type="checkbox"/>		(35)

**Complete and submit this Form DR-420MM-P, Maximum Millage Levy Calculation - Preliminary Disclosure, to your county property appraiser with Form DR-420, Certification of Compliance.**

<b>SIGN HERE</b>	<b>Taxing Authority Certification</b>		
	I certify the millages and rates are correct to the best of my knowledge. The millages comply with the provisions of Section 200.185 and 200.071 or 200.081, F.S.		
	Signature of Chief Administrative Officer 		Date 7/30/08
	Title <b>Director, Finance and Administration</b>	Physical Address <b>3301 Gun Club Road, West Palm Beach, FL 33406</b>	
	Mailing Address <b>P.O. Box 24680</b>	Name of Contact Person <b>Michelle Quigley</b>	
	City, State, Zip <b>West Palm Beach, FL, 33416</b>	Phone # <b>(561) 686-8800</b>	Fax # <b>(561) 682-5295</b>



# MAXIMUM MILLAGE LEVY CALCULATION

DR-420MM-P

N. 06/08

Rule 12DER08-18

Florida Administrative Code  
Effective 06/08

## PRELIMINARY DISCLOSURE

**For municipal governments, counties, and special districts**

Year <p style="text-align: center;"><b>2008</b></p>	County <p style="text-align: center;"><b>Broward</b></p>
Principal Authority <p style="text-align: center;"><b>South Florida Water Management District</b></p>	Taxing Authority <p style="text-align: center;"><b>So. Fla. Water Management District - Everglades Construction</b></p>

1.	Is your taxing authority a municipality or independent special district that has levied ad valorem taxes for less than 5 years?	Yes <input type="checkbox"/> No <input checked="" type="checkbox"/>	(1)
<b>If Yes, STOP HERE. Sign on page 2 and submit. You are not subject to a millage limit in FY2008-09.</b>			
2.	Current year gross taxable value from Form DR-420, Line 4	\$ <b>168,208,428,100</b>	(2)
3.	Current year rolled-back rate from Form DR-420, Line 17 <p style="text-align: right; margin-right: 20px;">Everglades Const</p>	\$ <b>0.0955</b> per \$1,000	(3)
<b>Does prior year millage exceed majority-vote rate?</b>			
4.	Is your taxing authority a municipality or independent special district that had levied ad valorem taxes for less than 5 years in 2007 and was not subject to a millage limit in FY2007-2008?	Yes <input type="checkbox"/> No <input checked="" type="checkbox"/>  <small>If yes, go to line 16. If no, continue to line 5.</small>	(4)
5.	In 2007, was your taxing authority part of a group of a principal authority and its dependent special districts and MSTUs which levied taxes within the majority vote rate, but had at least one member adopt a higher rate?	Yes <input type="checkbox"/> No <input checked="" type="checkbox"/>  <small>If yes, go to line 16. If no, continue to line 6.</small>	(5)
6.	Prior year operating millage levy from Form DR-420, Line 11	\$ <b>0.0894</b> per \$1,000	(6)
7.	Prior year rolled-back rate from 2007 Form DR-420, Line 15	\$ <b>0.0922</b> per \$1,000	(7)
8.	Prior year percentage of rolled-back rate allowed to be levied by a majority vote from 2007 Form DR-420 C, Line 5; Form DR-420 M, Line 6; or Form DR-420 I, Line 6	<b>97</b> %	(8)
9.	Prior year maximum millage with a majority vote (Line 7 multiplied by the percentage in Line 8) (Example: 5.3927 x 95% = 5.1231)	\$ <b>0.0894</b> per \$1,000	(9)

**IF LINE 9 IS EQUAL TO OR GREATER THAN LINE 6, GO TO LINE 16. IF NOT, CONTINUE TO LINE 10.**

<b>Recalculate rolled-back rate based on prior year majority-vote millage rate</b>			
10.	Prior year final gross taxable value from Form DR-420, Line 7	\$	(10)
11.	Prior year ad valorem proceeds with majority vote (multiply Line 9 by Line 10 and divide by 1,000)	\$	(11)
12.	Amount, if any, paid or applied in prior year because of an obligation measured by a dedicated increment value from Form DR-420, Line 13	\$	(12)
13.	Adjusted prior year ad valorem proceeds with majority vote (Line 11 minus Line 12)	\$	(13)
14.	Adjusted current year taxable value from Form DR-420, Line 16	\$	(14)
15.	Adjusted current year rolled-back rate (Line 13 divided by Line 14, multiplied by 1,000)	\$	(15)
<b>Calculate maximum millage levy for 2008</b>			
16.	Rolled-back rate to be used for maximum millage levy calculation (Enter Line 15 if calculated, or Line 3 if Line 15 is not calculated)	\$ <b>0.0955</b> per \$1,000	(16)
17.	Adjustment for growth in per capita Florida personal income	<b>1.0415</b>	(17)
18.	Rolled-back rate adjusted for change in per capita Florida personal income (Line 16 multiplied by Line 17)	\$ <b>0.0995</b> per \$1,000	(18)
19.	Estimated current year gross taxable value for operating purposes without the impact of Amendment 1 from Form DR-420, Line 10 <p style="text-align: right; margin-right: 20px;">Everglades Const</p>	\$ <b>856,810,048,390</b>	(19)
20.	Current year adjustments to taxable value from Form DR-420 (Line 5, DR-420 plus Line 15, Form DR-420) <p style="text-align: right; margin-right: 20px;">Everglades Const</p>	\$ <b>23,762,997,491</b>	(20)

21.	Estimated current year adjusted taxable value without Amendment 1 impacts (Line 19 minus Line 20).	\$	833,047,050,899	(21)
22.	Adjusted current year taxable value from Form DR-420, Line 16	Everglades Construction \$	791,745,329,908	(22)
23.	Percentage adjustment to majority vote rolled-back rate for impact of Amendment 1 (Line 22 divided by Line 21, multiplied by 100)		95.04 %	(23)
24.	Majority vote maximum millage rate allowed (Line 18 multiplied by the percentage on Line 23. Example: 4.6718 x 93.12% = 4.3504)	\$	0.0946 per \$1,000	(24)
25.	Two-thirds vote maximum millage rate allowed (multiply Line 18 by 1.10)	\$	0.1095 per \$1,000	(25)
26.	Current year proposed millage rate: must equal rate entered on Form DR-420, Line 18	\$	0.0894 per \$1,000	(26)
27.	Current year proposed taxes (multiply Line 26 by Line 2, divided by 1,000)	\$	15,037,833	(27)
28. Minimum vote required to levy proposed millage: (Check one)				(28)
<input checked="" type="checkbox"/> a. Majority vote of the governing body: Enter millage rate from Line 24 on Line 29. <input type="checkbox"/> b. Two-thirds vote of governing body: Enter millage rate from Line 26 on Line 29. <input type="checkbox"/> c. Unanimous vote of the governing body or 3/4 vote if nine members or more: Enter millage rate from Line 26 on Line 29. <input type="checkbox"/> d. Referendum: Enter millage rate from Line 26 on Line 29.				
29.	The selection on Line 28 allows a maximum millage rate of: (Enter rate indicated by choice on Line 28)	\$	0.0946 per \$1,000	(29)
30.	Total taxes levied at the maximum millage rate: (Line 29 multiplied by Line 2, divided by 1,000)	\$	15,912,517	(30)
<b>DEPENDENT SPECIAL DISTRICTS AND MSTUs: STOP HERE - SIGN AND SUBMIT</b>				
<b>Total Current Year Taxes Levied</b>				
31.	Enter the current year proposed taxes of all dependent special districts & MSTUs levying a millage (The sum of all Lines 27 from each district's Form DR-420 MM-P)	\$	0	(31)
32.	Total current year proposed taxes (Line 27 plus Line 31)	\$	15,037,833	(32)
<b>Total Maximum Taxes</b>				
33.	Enter the taxes at the maximum millage of all dependent special districts & MSTUs levying a millage (The sum of all Lines 30 from each district's Form DR-420 MM-P)	\$	0	(33)
34.	Total taxes at maximum millage (Line 30 plus line 33)	\$	15,912,517	(34)
<b>Total Maximum Versus Total Taxes Levied</b>				
35.	Are total current year proposed taxes on Line 32 equal to or less than total taxes at proposed maximum millage on Line 34? (Check one)	Yes <input checked="" type="checkbox"/> No <input type="checkbox"/>		(35)

**Complete and submit this Form DR-420MM-P, Maximum Millage Levy Calculation - Preliminary Disclosure, to your county property appraiser with Form DR-420, Certification of Compliance.**

<b>SIGN HERE</b>	<b>Taxing Authority Certification</b>			
	I certify the millages and rates are correct to the best of my knowledge. The millages comply with the provisions of Section 200.185 and 200.071 or 200.081, F.S.			
	Signature of Chief Administrative Officer <i>Alan M. Buzyn</i>			Date 7/30/08
	Title <b>Director, Finance and Administration</b>		Physical Address <b>3301 Gun Club Road, West Palm Beach, FL 33406</b>	
	Mailing Address <b>P.O. Box 24680</b>		Name of Contact Person <b>Michelle Quigley</b>	
	City, State, Zip <b>West Palm Beach, FL, 33416</b>		Phone # <b>(561) 686-8800</b>	Fax # <b>(561) 682-5295</b>